







**0861571911**  
 voice call  
**24/7**  
**Ls1 Emergencies**




**LS1 CPSF Home Fire Safety Plan**

|             |   |   |
|-------------|---|---|
| <b>Done</b> |              |   |
| <b>1A</b>   | <b>Home Fire Safety Plan 1A: In broad terms</b>   |   |
|             | Install smoke detectors on every floor  |    |
|             | Test and charge detector batteries every 6 months   |    |
|             | Place 1 detector and 1 fire extinguisher on every floor                                       | Buy and install once  |
|             | Inspect fire extinguishers monthly and service annually, keep a schedule                      | Inspect monthly<br>Service annually   |
|             | Maintain electrical cords and unplug when they are not in use                                 | Check & maintain monthly  |
|             | Double check all appliances are switched off after use  | Double check every time used  |
|             | Check dryer vents and clean lint filter after every use, consider to fix a sign as a reminder | <b>Check vent</b><br><br><b>Clean filter</b> |
|             | Draw up and practice an emergency fire escape plan with your family                           | Practise monthly day & night<br>Put drawing in fire plan file   |

Done

**2 What type of extinguisher(s) is best suited to your home?**



| Fire Type   |                          | Powder   | Foam  | CO <sup>2</sup>        | Water  | Wet Chemical                     |
|---|--------------------------|--|---|------------------------|--|----------------------------------|
| <b>CLASS A</b><br>(e.g. wood, plastic, paper)               | <b>Solids</b>            | ✓  | ✓   | ✗                      | ✓  | ✗                                |
| <b>CLASS B</b><br>(e.g. solvents, paint, fuels)             | <b>Flammable Liquids</b> | ✓  | ✓   | ✓                      | ✗  | ✗                                |
| <b>CLASS C</b><br>(e.g. butane, propane, LPG)               | <b>Gases</b>             | ✓  | ✗   | ✗                      | ✗  | ✗                                |
| <b>CLASS D</b><br>(e.g. lithium, magnesium)                 | <b>Metals</b>            | ✓  | ✗   | ✗                      | ✗  | ✗                                |
| <b>ELECTRICAL</b><br>(e.g. computers, servers, TVs)         | <b>Equipment</b>         | ✓  | ✗   | ✓                      | ✗  | ✗                                |
| <b>CLASS F</b><br>(e.g. cooking fat, olive oil)             | <b>Cooking Oils</b>      | ✗  | ✗   | ✗                      | ✗  | ✓                                |
| Some examples of businesses that may need this extinguisher |                          | Outdoor locations, garages, welding workshops, forecourts. | Schools, offices, hotels, shops, hospitals, apartments. | Offices, server rooms. | Schools, hospitals, shops, apartment blocks. | Kitchens, canteens, restaurants. |



Any Lithium batteries?  
Specific fire extinguishers are needed for Lithium batteries.





Other risks:  
 Electric heaters with bars in wintertime are the biggest risk  
 Gas bottles in heaters that can explode  
 Someone using oxygen tank  
 Lighter fluid refill  
 Gas installations: Ensure all regulations followed and certified  
 Garage: Any flammable liquids? Consider a dedicated extinguisher for the garage.

Keep sand, baking soda, flour and a fire blanket for solids and flammable liquids in addition to a fire extinguisher, **labelled and easily accessible**.





|             |  |   |
|-------------|--|---|
| <b>Done</b> |   |   |
|             | 5. Once all people are safe outside, call 107 for Tshwane EMS, if fire not out, The sooner you can call 107, the better, if you cannot get everyone out. |  |
|             | 6. Call neighbours to harbour the children and pets until fire is out and family can get temporary shelter.  | Call neighbours<br>&<br><b>0861 571 911</b>   |